

Course Syllabus

[Jump to Today](#) [Edit](#)**Course Code: ENG 404****Course Title:** Introduction to Writing and Presenting on Midwifery Topics**Credits:** 4.0

Course Description: This course is designed to introduce the BSM student to methods of professional writing and presentation of midwifery topics. The course uses online resources to guide students in the development of writing skills and techniques appropriate to the field of midwifery research. Students develop writing and presentation experience by practicing the rules of professional writing and using current standards in a professional research presentation.

Course Objectives:

In addition to the [BSM Degree Learning Objectives](#) upon completing this course the student will be able to:

- Obtain proficiency in the college-level writing process
- Understand the elements of style used in scientific writing
- Craft clear thesis statements
- Generate an outline on a writing topic
- Efficiently locate resources from scholarly journals and sources
- Understand the principles behind citing sources
- Utilize a variety of methods for citing sources and the appropriate application for each
- Compose a quality journal abstract
- Write a journal article
- Present on a professional topic of their choice

Learning Activities:

Read, listen to, watch assigned lesson materials.

Complete oral and/or written formative didactic assessments with final summative submission.

Identify and cite high-quality sources.

Analyze clinical case studies.

Analyze and complete critical research reviews.

Create outlines, abstracts, and articles for writing topics.

Development and performance of a final presentation.

Submit a portfolio.

Portfolio requirement:

In order to complete the BSM program, the student must upload select assignments that have been

completed and graded by the preceptor onto a dropbox.com account for final review by College staff. The required assignments for this course are with the file name bolded are as follows:

1. Lesson 4-4 **Scientific Abstract**,
2. Lesson 5-2 **Short Journal article**, and
3. Lesson 6-3 **PowerPoint presentation**.

Learning Materials / Resources: *Please use textbooks less than 5 years old or the most recent edition.*

1. **Purdue Online Writing Lab (OWL).** (<http://owl.english.purdue.edu/owl/>) Purdue University. 2013.
2. **Tutorials for Biology Students Searching the Scientific Literature.** (<https://www.lib.purdue.edu/help/tutorials/tutorials-biology/>) Purdue University.
3. Hacker and Fister. **Research and documentation online** (<https://www.macmillanlearning.com/catalog/static/bsm/hacker/resdoc/home.htm>).
4. American College of Physicians. **Writing a research abstract** (<https://www.acponline.org/membership/residents/competitions-awards/acpnational-abstract-competition/guide-to-preparing-for-the-abstractcompetition/writing-a-research-abstract>). (<https://www.acponline.org/membership/residents/competitions-awards/acpnational-abstract-competition/guide-to-preparing-for-the-abstractcompetition/writing-a-research-abstract>) 2016.

Evaluation Tools / Methods:

The minimum passing grade for all courses is a cumulative 80% / B-. Grades are not recorded until both the student and preceptor submit end of trimester evaluations and in the case of general education courses supervision is completed

All assignments for this course are evaluated using the following criteria:

1. Responses to each didactic assessment are evaluated utilizing the NCM rubrics and degree level profile. In general, the evaluation is based on the demonstration of comprehension of concepts, the completion, organization, and professionalism of written assignments.
2. Answers should reflect a thorough review of the current literature regarding best current practices in midwifery care.
3. Non-plagiarized paraphrased answers from the text which demonstrate appropriate comprehension of the learning objective. (Formative Assessment) Students and preceptors are encouraged to work together until the student masters the information. (Summative Assessment)
4. Random evaluation of cited sources and page numbers for each written assignment.













Course credit: One Academic credit equals approximately 15 hours of formal time plus 30 hours of additional study or homework. Formal time is defined as the amount of time taken to answer the Learning Objectives to the level of 80% for midwifery courses and 70% for general education courses and to complete any learning activities to the preceptor's satisfaction, including any time spent face to face with the preceptor. Informal time includes any time spent actively reading relevant sources and textbook/s, researching Learning Objectives, and studying for examinations.

Course Summary:

Date

Details

**ENG404-001 -General Writing: the writing process.**<https://ncm.instructure.com/courses/323/assignments/13184>**ENG404-002 - 2. Choose a topic in midwifery that you wish to write about.**<https://ncm.instructure.com/courses/323/assignments/13185>**ENG404-003 - 3. Using this same topic as above write four sample thesis statements using the styles appropriate for an analytical paper, an explanatory paper, and an argumentative paper.**<https://ncm.instructure.com/courses/323/assignments/13186>**ENG404-004 - 1. Go to Tutorials for Biology Students Searching the Scientific Literature. Watch the tutorial titled Introduction and take notes of the key points covered in this tutorial.**<https://ncm.instructure.com/courses/323/assignments/13187>**ENG404-005 - 2. Watch the Publication Cycle and Scientific Research tutorial at this same website. Take notes of key points covered in this tutorial.**<https://ncm.instructure.com/courses/323/assignments/13188>**ENG404-006 - 3. Watch the Getting started tutorial. Take notes of key points covered in the tutorial.**<https://ncm.instructure.com/courses/323/assignments/13189>**ENG404-007 - 4. Watch the Basic Search Strategies tutorial. Take notes of key points covered in the tutorial.**<https://ncm.instructure.com/courses/323/assignments/13190>**ENG404-008 - 5. Watch the Advanced Search Strategies tutorial. Take notes of key points covered in the tutorial.**<https://ncm.instructure.com/courses/323/assignments/13191>**ENG404-009 - 6. Watch the Evaluating Information tutorial. Take notes of key points covered in the tutorial.**<https://ncm.instructure.com/courses/323/assignments/13192>**ENG404-010 - 7. Watch the Using and creating citations tutorial. Take notes of key points covered in the tutorial.**<https://ncm.instructure.com/courses/323/assignments/13193>**ENG404-011 Strategies for Fair Use, and Quoting, Paraphrasing and Summarizing.**<https://ncm.instructure.com/courses/323/assignments/13194>**ENG404-012 - 2. Perform the Paraphrasing exercises under the heading Paraphrasing**<https://ncm.instructure.com/courses/323/assignments/13195>**ENG404-013 - 3. Read the section under the heading Avoiding Plagiarism. Perform the exercises provided in this section.**<https://ncm.instructure.com/courses/323/assignments/13196>**ENG404-014 - 4. Discuss the program Endnote and its use in citing sources.**<https://ncm.instructure.com/courses/323/assignments/13197>**ENG404-016 - Read about the Council of Science Editors documentation system**<https://ncm.instructure.com/courses/323/assignments/13198>

Date	Details
	 ENG404-017 - Read the article on CMJE documentation style from Philadelphia University and the Vancouver Style Guide. https://ncm.instructure.com/courses/323/assignments/13199
	 ENG404-018 - 8. Read the Purdue OWL section on APA Style (http://owl.english.purdue.edu/owl/section/2/10/) . Discuss the use of APA style and when it might be appropriate to use in writing about midwifery. https://ncm.instructure.com/courses/323/assignments/13200
	 ENG404-020 - 1. Read the section Writing a Scientific Abstracts Presentation on the Purdue OWL website. (http://owl.english.purdue.edu/owl/resource/706/01/) . https://ncm.instructure.com/courses/323/assignments/13201
	 ENG404-022 - 3. Write an outline for a scientific abstract on a midwifery research topic of your choice. https://ncm.instructure.com/courses/323/assignments/13202
	 ENG404-023 - 4. Complete the scientific abstract you have outlined following the rules and guideline you have read in the required readings. https://ncm.instructure.com/courses/323/assignments/13203
	 ENG404-024 - 1. Read the series of articles on Journal writing from the Clinical Journal of Oncology Nursing listed in the resource section. https://ncm.instructure.com/courses/323/assignments/13204
	 ENG404-025 - 2. Practice writing a short journal article on the topic that you outlined in your abstract. https://ncm.instructure.com/courses/323/assignments/13205
	 ENG404-026 - 1. Read the sections under the heading Visual Rhetoric on the Purdue OWL website. Take notes about how to make present your written work in a visually appealing way. https://ncm.instructure.com/courses/323/assignments/13206
	 ENG404-027 - 2. Read the sections under the heading Designing Effective Powerpoint Presentations on the Purdue OWL website (http://owl.english.purdue.edu/owl/resource/686/1/) . https://ncm.instructure.com/courses/323/assignments/13207
	 ENG404-028 - 3. Design a Powerpoint presentation for your journal article that could be presented at a conference or class. https://ncm.instructure.com/courses/323/assignments/13208
	 Knowledge and Technology Update https://ncm.instructure.com/courses/323/assignments/13212
	 Student Evaluation of Course and Instructor https://ncm.instructure.com/courses/323/assignments/13210