

# Course Syllabus

[Jump to Today](#)



**Course Code: MW 360**

**Course Title: Newborn Basic Skills**

**Credits: 1.0**

**Course Description:** This course focuses on the basic professional skills needed to assess the condition of the newborn. It includes gathering and recording information to develop an individualized plan, the use of techniques, instruments, and equipment to monitor the growth and development of the newborn. Skills are framed in the context of OSHA regulations as they relate to the midwifery workplace, and the use of clean and aseptic technique and universal precautions.

## **Learning Objectives**

Learning objectives are identified through the linking of MEAC Essential Competencies and the NCM Degree Qualification Profile.

## **Learning Activities**

1. Student reads appropriate sections from the Learning Materials/Resources.
2. Student answers the questions listed in the didactic assessments by researching the learning materials/resources for the course and correctly citing the sources and page numbers for each of their answers.
3. Student presents the answers to the questions listed in the didactic assessments for review by preceptor.
4. Student participates in preceptor elaboration/discussion of didactic assessments.
5. Student participates in recommended role-playing and/or clinical interactions

*Note: The clinical requirement of NARM /Clinical Skills is completed at any time throughout the ASM apprenticeship during actual clinical practice and is NOT a requirement to complete this academic course. Typical clinical manifestations of knowledge learned in this course are identified in the learning objective document above.*

## **Learning Materials / Resources:**

Thureen, et al. Assessment and Care of the Well Newborn. 2nd ed. Elsevier Saunders. 2004.

Tharpe, Nell and Farley, Cindy. Clinical Practice Guidelines for Midwifery and Women's Health. 4th edition. Jones and Bartlett Publishing. 2012

Mohrbacher, Nancy. *Breastfeeding Answers Made Simple: a Pocket Guide for Helping Mothers*. Hale Publishing, 2012.

Marshall, Jayne E, Raynor, Maureen D(editor). Myles Textbook for Midwives. Churchill Livingstone; 16 edition. 2014.

Oxorn, Harry, and William R. (William Rodgers) Foote. *Oxorn-Foote Human Labor and Birth Human Labor and Birth*. McGraw-Hill. 2013.

Johnson, Ruth and Taylor, Wendy. Skills for Midwifery Practice. 4th edition. Elsevier Churchill Livingston. 2016.

Varney, Helen. Varney's Midwifery, 5th Edition. Jones and Bartlett Publishers. 2014.

Frye, Anne. Holistic Midwifery: A Comprehensive Textbook for Midwives in Homebirth Practice, Vol. 2. 2nd edition. Labrys Press. 2013

Weaver, Pam and Evans, Sharon K. Practical Skills Guide for Midwifery, 5th Edition. Morningstar Publishing Co. Wasilla. 2012.

9. MEAC Abbreviated NARM Skills Form:

<http://www.midwiferycollege.org/AcademicProgram/Downloads/ASM/Clinical/FormNARMSkills.pdf>  
(<http://www.midwiferycollege.org/AcademicProgram/Downloads/ASM/Clinical/FormNARMSkills.pdf>)

10. MEAC Essential Competencies:

<http://www.midwiferycollege.org/downloads/worddocs/Curriculum-Checklist-of-EssentialCompetencies-rev-2014.pdf> (<http://www.midwiferycollege.org/downloads/worddocs/Curriculum-Checklist-of-EssentialCompetencies-rev-2014.pdf>)

11. Midwives Model of Care®: <http://cfmidwifery.org/mmoc/brochures.aspx>  
(<http://cfmidwifery.org/mmoc/brochures.aspx>)

12. Students must find 1 article/study less than 5 years old. Recommended internet links as needed for latest developments in midwifery care:

<https://www.midwiferycollege.edu/resources-national-college-of-midwi>  
(<https://www.midwiferycollege.edu/resources-national-college-of-midwi>)

### **Evaluation Tools / Methods:**

The minimum passing grade for all courses is a cumulative 80% / B-. Students and preceptors are encouraged to work together until the student masters the information.

Grades are not recorded until both the student and preceptor submit end of trimester evaluations and in the case of a general education course supervision, if required, is completed.













The student's final grade for the course is based on preceptor evaluation of the following:

1. The preceptor evaluates each answer based on NCM rubrics and NCM's degree level profile.
2. Student's answers should reflect a thorough review of the current literature regarding best current practices in midwifery care.

- Each answer should be formed in the student's own words or paraphrased from the text. The answer should be minimal, not a rewrite of the entire text, but enough to show appropriate comprehension of the learning objective.
- Student identification of sources and page numbers for each of the didactic assessments. (Preceptor should do a random check to determine that sources cited are correctly identified.)

*Course credit: One Academic credit equals approximately 15 hours of formal time plus 30 hours of additional study or homework. Formal time is defined as the amount of time taken to answer the assignments to the level of 80% and to complete any learning activities to the preceptor's satisfaction, including any time spent face to face with the preceptor. Informal time includes any time spent actively reading relevant sources and textbook/s, researching Learning Objectives, and studying for examinations.*

## Course Summary:

Date	Details	
Tue Jul 25, 2017	 <a href="https://ncm.instructure.com/calendar?event_id=150&amp;include_contexts=course_180">Office Hours (https://ncm.instructure.com/calendar?event_id=150&amp;include_contexts=course_180)</a>	8am to 9am
	 <a href="https://ncm.instructure.com/courses/180/assignments/10338">A Note on Community Building Activities (https://ncm.instructure.com/courses/180/assignments/10338)</a>	
	 <a href="https://ncm.instructure.com/courses/180/assignments/10270">Birth Certificate and ID (https://ncm.instructure.com/courses/180/assignments/10270)</a>	
	 <a href="https://ncm.instructure.com/courses/180/assignments/10271">Birth Registration (https://ncm.instructure.com/courses/180/assignments/10271)</a>	
	 <a href="https://ncm.instructure.com/courses/180/assignments/10339">Exams and Quizzes (https://ncm.instructure.com/courses/180/assignments/10339)</a>	
	 <a href="https://ncm.instructure.com/courses/180/assignments/13495">Highly Recommended Optional Enrichment Activities (https://ncm.instructure.com/courses/180/assignments/13495)</a>	
	 <a href="https://ncm.instructure.com/courses/180/assignments/10340">Journal Article Summary (https://ncm.instructure.com/courses/180/assignments/10340)</a>	
	 <a href="https://ncm.instructure.com/courses/180/assignments/10272">MW360-001 - Describe two methods for taking a newborn's temperature. (https://ncm.instructure.com/courses/180/assignments/10272)</a>	
	 <a href="https://ncm.instructure.com/courses/180/assignments/10273">MW360-002 - What instruments are needed to take a newborn's temperature? (https://ncm.instructure.com/courses/180/assignments/10273)</a>	
	 <a href="https://ncm.instructure.com/courses/180/assignments/10274">MW360-003 - Describe how to auscultate heart sounds in a newborn. (https://ncm.instructure.com/courses/180/assignments/10274)</a>	
	 <a href="https://ncm.instructure.com/courses/180/assignments/10275">MW360-004 - Describe how to evaluate breath sounds in the newborn. (https://ncm.instructure.com/courses/180/assignments/10275)</a>	
	 <a href="#">MW360-005 - What instruments are needed to evaluate breath and heart sounds in the newborn?</a>	