

Course Syllabus

[Jump to Today](#)

 [Edit](#)

Course Code: MW 320

Course Title: Intrapartum Basic Skills

Credits: 1.0

Course Description:

This course establishes a baseline of care for evaluation of the intrapartum period including monitoring fetal heart tones, progress of labor, monitoring vitals and values of normalcy. This course also includes review and competency of basic skills and tools utilized during the intrapartum period. This course uses current research in midwifery and obstetrics to broaden the student's understanding of the following NARM skills and MANA core competencies learned under clinical supervision:

This course uses current research in midwifery and obstetrics to broaden the student's understanding of the NARM skills and MEAC essential competencies learned under clinical supervision.

Learning Objectives

[Learning objectives](#) are identified through the linking of MEAC Essential Competencies and the NCM Degree Qualification Profile.

Learning Activities

1. Student reads appropriate sections from the Learning Materials/Resources.
2. Student answers the questions listed in the didactic assessments by researching the learning materials/resources for the course and correctly citing the sources and page numbers for each of their answers.
3. Student presents the answers to the questions listed in the didactic assessments for review by preceptor.
4. Student participates in preceptor elaboration/discussion of didactic assessments.
5. Student participates in recommended role-playing and/or clinical interactions

Note: The clinical requirement of NARM /Clinical Skills is completed at any time throughout the ASM apprenticeship during actual clinical practice and is NOT a requirement to complete this academic course. Typical clinical manifestations of knowledge learned in this course are identified in the learning objective document above.

Learning Materials / Resources:

Johnson, Ruth and Taylor, Wendy. Skills for Midwifery Practice. 4th edition. Elsevier Churchill Livingston. 2016.

Gruenberg, Bonnie. Birth Emergency Skills Training Manual for Out-of-Hospital Midwives.

Birth Muse Press. 2008

Oxorn, Harry, and William R. (William Rodgers) Foote. *Oxorn-Foote Human Labor and Birth Human Labor and Birth*. McGraw-Hill. 2013.

Chapman, Vicky and Charles, Cathy. *The midwife's labour and birth handbook*. 3rd edition. Blackwell Publishing. 2013

Frye, Anne. *Holistic Midwifery: A Comprehensive Textbook for Midwives in Homebirth Practice*, Vol. 2. 2nd edition. Labrys Press. 2013

Davis, Elizabeth. *Heart and Hands: A midwife's guide to pregnancy and birth*. 5th Edition. Celestial Arts Press. 2012.

Cunningham, Kenneth Leveno, Steven Bloom, and John Hauth. *William's Obstetrics*. 24th edition. McGraw-Hill Professional. 2014.

Marshall, Jayne E, Raynor, Maureen D(editor). *Myles Textbook for Midwives*. Churchill Livingstone; 16 edition. 2014.

Varney, Helen. *Varney's Midwifery*, 5th Edition. Jones and Bartlett Publishers. 2014.

Weaver, Pam and Evans, Sharon K. *Practical Skills Guide for Midwifery*, 5th Edition. Morningstar Publishing Co. Wasilla. 2012.

Resources for all Courses:

MEAC Abbreviated NARM Skills Form:

<http://www.midwiferycollege.org/AcademicProgram/Downloads/ASM/Clinical/FormNARMSkills.pdf>
(<http://www.midwiferycollege.org/AcademicProgram/Downloads/ASM/Clinical/FormNARMSkills.pdf>)

MEAC Essential Competencies:

<http://www.midwiferycollege.org/downloads/worddocs/Curriculum-Checklist-of-EssentialCompetencies-rev-2014.pdf> (<http://www.midwiferycollege.org/downloads/worddocs/Curriculum-Checklist-of-EssentialCompetencies-rev-2014.pdf>)

Midwives Model of Care®: <http://cfmidwifery.org/mmoc/brochures.aspx>
(<http://cfmidwifery.org/mmoc/brochures.aspx>)

Students must find 1 article/study less than 5 years old. Recommended internet links as needed for latest developments in midwifery care:

<https://www.midwiferycollege.edu/resources-national-college-of-midwi>
(<https://www.midwiferycollege.edu/resources-national-college-of-midwi>)

Evaluation Tools / Methods:

Minimum passing grade for all courses is a cumulative 80% / B-. Students and preceptors are encouraged to work together until the student masters the information.











Grades are not recorded until both the student and preceptor submit end of trimester evaluations.

The student's final grade for the course is based on preceptor evaluation of the following:




















1. The preceptor evaluates each answer based on NCM rubrics.
2. Student's answers should reflect a thorough review of current literature regarding best current practices in midwifery care.
3. Each answer should be formed in the student's own words or paraphrased from the text. The answer should be minimal, not a rewrite of the entire text, but enough to show appropriate comprehension of the learning objective.
4. Student identification of sources and page numbers for each of the didactic assessments. (Preceptor should do a random check to determine that sources cited are correctly identified.)

Course credit: One Academic credit equals approximately 15 hours of formal time plus 30 hours of additional study or homework. Formal time is defined as the amount of time taken to answer the assignments to the level of 80% and to complete any learning activities to the preceptor's satisfaction, including any time spent face to face with the preceptor. Informal time includes any time spent actively reading relevant sources and textbook/s, researching Learning Objectives, and studying for examinations.


Course Summary:


Date	Details
	 A Note on Community Building Activities (https://ncm.instructure.com/courses/157/assignments/8857)
	 Cardinal Movements (https://ncm.instructure.com/courses/157/assignments/13475)
	 Catheterization Video (https://ncm.instructure.com/courses/157/assignments/9258)
	 Exams and Quizzes (https://ncm.instructure.com/courses/157/assignments/8858)
	 Grading Pitting Edema (https://ncm.instructure.com/courses/157/assignments/9259)
	 Handout: Waterbirth Information (https://ncm.instructure.com/courses/157/assignments/8869)
	 Hip Squeeze (https://ncm.instructure.com/courses/157/assignments/9260)
	 Journal Article Summary (https://ncm.instructure.com/courses/157/assignments/8859)
	 Midwife's Preparation of the Birth Space (https://ncm.instructure.com/courses/157/assignments/8856)
	 MW320-001 - Discuss the preparation of the birth room or space. What should the midwife know about every location before she agrees to attend a birth there? (https://ncm.instructure.com/courses/157/assignments/8597)


-  **MW320-002 - What instruments should be in a birth-kit?**
(<https://ncm.instructure.com/courses/157/assignments/8598>)
-
-  **MW320-003 - What supplies (other than instruments) make-up a birth kit?**
(<https://ncm.instructure.com/courses/157/assignments/8599>)
-
-  **MW320-004 - What areas of the birth space should be cleaned prior to use?**
(<https://ncm.instructure.com/courses/157/assignments/8600>)
-
-  **MW320-005 - What is the rationale behind the idea that a person's home is as clean as or cleaner than a hospital facility?**
(<https://ncm.instructure.com/courses/157/assignments/8601>)
-
-  **MW320-006 - Discuss the technique for using a breast pump to stimulate contractions.** (<https://ncm.instructure.com/courses/157/assignments/8602>)
-
-  **MW320-007 - Discuss a method for measuring intake and output of fluids during labor.** (<https://ncm.instructure.com/courses/157/assignments/8603>)
-
-  **MW320-008 - Discuss the basic steps of assessing fetal heart rate during labor.** (<https://ncm.instructure.com/courses/157/assignments/8604>)
-
-  **MW320-009 - Discuss the steps of doing an intrapartum vaginal exam to assess dilation and effacement.**
(<https://ncm.instructure.com/courses/157/assignments/8605>)
-
-  **MW320-010 - What other assessments can be made during a vaginal exam besides dilation and effacement?**
(<https://ncm.instructure.com/courses/157/assignments/8606>)
-
-  **MW320-011 - Describe the timing of vaginal exams for assessing the progress of labor.** (<https://ncm.instructure.com/courses/157/assignments/8607>)
-
-  **MW320-012 - Discuss the importance of cleanliness and aseptic technique when performing a vaginal exam during labor.**
(<https://ncm.instructure.com/courses/157/assignments/8608>)
-
-  **MW320-013 - Describe a sterile digital exam procedure to assess for ROM.**
(<https://ncm.instructure.com/courses/157/assignments/8609>)
-
-  **MW320-014 - When is it appropriate to perform a sterile digital exam versus a sterile speculum exam to confirm ROM.**
(<https://ncm.instructure.com/courses/157/assignments/8610>)
-
-  **MW320-015 - Describe the steps for urinary catheterization during labor.**
(<https://ncm.instructure.com/courses/157/assignments/8611>)
-
-  **MW320-016 - When is urinary catheterization appropriate during labor?**
(<https://ncm.instructure.com/courses/157/assignments/8612>)
-
-  **MW320-017 - Discuss the evaluation of uterine contractions.**
(<https://ncm.instructure.com/courses/157/assignments/8613>)
-
-  **MW320-018 - List what vital signs are observed during labor.**
(<https://ncm.instructure.com/courses/157/assignments/8614>)
-
- MW320-019 - Explain why it is important to assess vital signs rapidly and**

-  [accurately during labor.](https://ncm.instructure.com/courses/157/assignments/8615)
(<https://ncm.instructure.com/courses/157/assignments/8615>)
-
-  [MW320-020 - Describe where a pulse may be taken during labor if a woman's arms are not easily accessible.](https://ncm.instructure.com/courses/157/assignments/8616)
(<https://ncm.instructure.com/courses/157/assignments/8616>)
-
-  [MW320-021 - Describe how the mother is evaluated for anemia in labor.](https://ncm.instructure.com/courses/157/assignments/8617)
(<https://ncm.instructure.com/courses/157/assignments/8617>)
-
-  [MW320-022 - Describe how to evaluate for edema during labor.](https://ncm.instructure.com/courses/157/assignments/8618)
(<https://ncm.instructure.com/courses/157/assignments/8618>)
-
-  [MW320-023 - Describe how to carry out artificial rupture of membranes.](https://ncm.instructure.com/courses/157/assignments/8619)
(<https://ncm.instructure.com/courses/157/assignments/8619>)
-
-  [MW320-024 - Describe the various tools that can be used to perform AROM.](https://ncm.instructure.com/courses/157/assignments/8620)
(<https://ncm.instructure.com/courses/157/assignments/8620>)
-
-  [MW320-025 - Describe how to perform an episiotomy.](https://ncm.instructure.com/courses/157/assignments/8621)
(<https://ncm.instructure.com/courses/157/assignments/8621>)
-
-  [MW320-026 - Describe how to provide oxygen during labor to the mother.](https://ncm.instructure.com/courses/157/assignments/8622)
(<https://ncm.instructure.com/courses/157/assignments/8622>)
-
-  [MW320-027 - Discuss how amniotic fluid is assessed for meconium staining.](https://ncm.instructure.com/courses/157/assignments/8623)
(<https://ncm.instructure.com/courses/157/assignments/8623>)
-
-  [MW320-028 - Discuss how to perform an enema during labor.](https://ncm.instructure.com/courses/157/assignments/8624)
(<https://ncm.instructure.com/courses/157/assignments/8624>)
-
-  [MW320-029 - Discuss how to safely apply heat for comfort during labor.](https://ncm.instructure.com/courses/157/assignments/8625)
(<https://ncm.instructure.com/courses/157/assignments/8625>)
-
-  [MW320-030 - Discuss how to perform the “hip-press” to reduce pain in labor.](https://ncm.instructure.com/courses/157/assignments/8626)
(<https://ncm.instructure.com/courses/157/assignments/8626>)
-
-  [MW320-031 - Discuss how to perform “counter pressure” to reduce pain in labor.](https://ncm.instructure.com/courses/157/assignments/8627) (<https://ncm.instructure.com/courses/157/assignments/8627>)
-
-  [MW320-032 - Describe the use of the “midwives forceps” or opening the pelvis during labor.](https://ncm.instructure.com/courses/157/assignments/8628) (<https://ncm.instructure.com/courses/157/assignments/8628>)
-
-  [MW320-033 - Discuss how hydrotherapy can be provided during labor.](https://ncm.instructure.com/courses/157/assignments/8629)
(<https://ncm.instructure.com/courses/157/assignments/8629>)
-
-  [MW320-034 - How is cleanliness maintained when using hydrotherapy during labor?](https://ncm.instructure.com/courses/157/assignments/8630) (<https://ncm.instructure.com/courses/157/assignments/8630>)
-
-  [MW320-035 - Discuss the appropriate temperature of water used in labor.](https://ncm.instructure.com/courses/157/assignments/8631)
(<https://ncm.instructure.com/courses/157/assignments/8631>)
-
-  [MW320-036 - Discuss how a mother should position herself in the water for optimal relief.](https://ncm.instructure.com/courses/157/assignments/8632) (<https://ncm.instructure.com/courses/157/assignments/8632>)
-
-  [MW320-037 - Discuss birth in the water. Where do mother and midwife need to be positioned to facilitate mother most effectively?](#)

<https://ncm.instructure.com/courses/157/assignments/8633>)

 **MW320-038 - Discuss how to handle maternal defecation during pushing. How is the baby best protected from extreme cross contamination?**
(<https://ncm.instructure.com/courses/157/assignments/8634>)

 **MW320-039 - Describe how to maintain flexion during the birth of the head. What is the rationale to this procedure?**
(<https://ncm.instructure.com/courses/157/assignments/8635>)


 **MW320-040 - Describe how to apply warm compresses to the perineum.**
(<https://ncm.instructure.com/courses/157/assignments/8636>)


 **MW320-041 - Describe how to apply lubrication to facilitate the birth of the head.** (<https://ncm.instructure.com/courses/157/assignments/8637>)

 **MW320-042 - Describe the Ritgen maneuver and how it helps to facilitate delivery.** (<https://ncm.instructure.com/courses/157/assignments/8638>)

 **MW320-043 - Describe two techniques for resolving a nuchal cord.**
(<https://ncm.instructure.com/courses/157/assignments/8639>)

 **MW320-044 - Describe how to manage a delivery with a nuchal hand or arm.**
(<https://ncm.instructure.com/courses/157/assignments/8640>)


 **MW320-045 - Describe how to perform downward traction to facilitate the delivery of the anterior shoulder.**
(<https://ncm.instructure.com/courses/157/assignments/8641>)


 **MW320-046 - Describe how to perform upward traction to facilitate delivery of the posterior shoulder.**
(<https://ncm.instructure.com/courses/157/assignments/8642>)


 **MW320-047 - Describe the corkscrew maneuver to facilitate the delivery of the shoulders.** (<https://ncm.instructure.com/courses/157/assignments/8643>)

 **MW320-048 - Describe how to apply subrapubic pressure.**
(<https://ncm.instructure.com/courses/157/assignments/8644>)

 **MW320-049 - Discuss the emergency placement of an IV.**
(<https://ncm.instructure.com/courses/157/assignments/8645>)

 **MW320-050 - Describe the steps for transport of a woman in shock with possible catastrophic blood loss during labor.**
(<https://ncm.instructure.com/courses/157/assignments/8646>)

 **MW320-051 - Describe the actions a midwife must take in the event of a severe allergic reaction during labor (eg. Such as a reaction to IV antibiotic prophylaxis).** (<https://ncm.instructure.com/courses/157/assignments/8647>)

 **MW320-052 - Describe the technique for speedy delivery in response to abnormal bleeding or concerning fetal heart tones when birth is imminent.**
(<https://ncm.instructure.com/courses/157/assignments/8648>)

 **MW320-053 - Describe how to perform manual dilation.**
(<https://ncm.instructure.com/courses/157/assignments/8649>)



MW320-054 - Describe the steps of the Gaskin maneuver.
(<https://ncm.instructure.com/courses/157/assignments/8650>)



MW320-055 - Describe the steps of the McRobert's maneuver.
(<https://ncm.instructure.com/courses/157/assignments/8651>)



MW320-056 - Describe manual fetal position correction for malpresentation and when it is necessary.
(<https://ncm.instructure.com/courses/157/assignments/8652>)



MW320-057 - Briefly describe the delivery of twins.
(<https://ncm.instructure.com/courses/157/assignments/8653>)



MW320-058 - Discuss the additional equipment necessary and the appropriate methods for cord care during the delivery of twins.
(<https://ncm.instructure.com/courses/157/assignments/8654>)



Optional NARM Like Exam
(<https://ncm.instructure.com/courses/157/assignments/8855>)



Resolving a Shoulder Dystocia
(<https://ncm.instructure.com/courses/157/assignments/9262>)



Student Evaluation of Course and Instructor
(<https://ncm.instructure.com/courses/157/assignments/8656>)



Updated Knowledge and Technology
(<https://ncm.instructure.com/courses/157/assignments/8875>)



Video Demonstrating Cervical Dilation
(<https://ncm.instructure.com/courses/157/assignments/13474>)
