

Course Syllabus

[Jump to Today](#)

 [Edit](#)

Course Title: Applied Topics in Midwifery Practice: Training for Distance Education Teaching

Course Number: MW450_103

Credits: 0.25

Course Description:

The Training for Distance Education Teaching course provides enrollees with the following areas of instruction:

1. Training includes how to navigate Canvas including setting up your profile, sending and answering emails within Canvas, how to make class announcements, how to grade, where to find the course objectives, creating discussions, utilizing Grammarly, linking websites, adding assignments, unenrolling students
2. Instruction on how essential competencies are linked within the course, how to make changes to the curriculum, writing a mid-trimester exam, update reading requirements, updating knowledge and technology, determining discussions, deciding how to split material, creating enrichment activities
3. Adult teaching and learning concepts of Fink's Learning Taxonomy, distance education pedagogy and platforms are discussed as well as issues of plagiarism, HIPAA, and FERPA.
4. Issues of cultural sensitivity and versatility including cultural competency, humility, validating lived experiences, and discussing race in midwifery education.
5. Approaches to Competency-based education and methods for recognizing mastery are demonstrated including ways to validate clinical learning and teaching.

Lumina Learning Objectives

<https://docs.google.com/spreadsheets/d/18WdpWEDhXoegNBkljPljJPQ0K5in8bBiMHAArkUzSAU/edit?usp=sharing>

Learning Activities:

1. Student reads appropriate sections from the Learning Materials/Resources.
2. Student completes self-reflection assignments.
3. Student sets up details, announcements, grading, and assignments within the learning management system.
4. Student completes a FERPA training including case studies and final summative assessment.

5. Student composes an email using the Canvas system, sets up their user profile.
6. Student updates the syllabus, edits assignments, splits materials into modules, and imports pages.
7. Student creates discussion questions.
8. Student visits group within Canvas.
9. Student learns how to link rubrics to assignments and use these for grading.

Learning Materials / Resources:

1. [Equity in Midwifery Education Webinar Series: Incorporating Antiracism Coursework into a Cultural Competency Curriculum](https://media.wix.com/ugd/c25c02_b4d4908d934149449d38b102e6feb458.pdf)
(https://media.wix.com/ugd/c25c02_b4d4908d934149449d38b102e6feb458.pdf)
2. <https://www.indiana.edu/~tedfrick/plagiarism/> (<https://www.indiana.edu/~tedfrick/plagiarism/>)
3. (<https://www.indiana.edu/~tedfrick/plagiarism/>) <https://www.copyright.gov/fair-use/more-info.html>
(<https://www.copyright.gov/fair-use/more-info.html>)

Extra Training Video Resources

[Hand Signals for Meetings](https://youtu.be/-9T99GAWuKE) (<https://youtu.be/-9T99GAWuKE>)

[Advanced Zoom Skills](https://youtu.be/UEABW3ddZkc) (<https://youtu.be/UEABW3ddZkc>)









Learning Objectives:

1. Understand the following laws and how they apply to the preceptor-student relationship FERPA, understanding plagiarism, copyright law, HIPAA training
2. Become familiar with the NCM policies and procedures specifically our [Equity Statement](#), [Non-Discrimination Statement and Policy](#), [Americans with Disabilities Policy](#), [Online Discussion Policy](#) and the [Incivility, Bullying and Workplace Violence Position Statement](#).
3. Set up your profile
4. Send an email within Canvas
5. Make class announcements
6. Find the course objectives
7. Create online discussions
8. Know how to link a website
9. Know how to add an assignment
0. Know how to unenroll students
11. Understand how essential competencies are linked within the course.
2. Understand how to make changes to the curriculum and which changes require approval.
3. Review reading requirements
4. Update knowledge and technology
5. Understand how to determine what questions make good discussions.

6. Understand how to split material and how to decide where to make the divisions.
7. Understand how to create interesting enrichment activities.

*Note this course is not part of NCM's MEAC approved programs. Course credit is provided as a way to calculate the number of hours a Preceptor spends finishing the course. The standard higher education equation is a 1 credit course is equivalent to 45 hours of study time (spent in and out of the course) therefore, this 0.25 credit course is worth ~11.25 hours.

Course Summary:

Date	Details	Due
Sat Sep 28, 2019	 Degree Level Rubric in Canvas	due by 12:59am
	 Essential Competency Rubric in Canvas	due by 12:59am
Wed Nov 6, 2019	 Write a Mid Term Exam	due by 12:59am
Sat Dec 21, 2019	 Complete Assigned Peer Review	due by 12:59am
	 After you've gotten to know your material	
	 Certificate of Completion	
	 Clear Communication on Email Responses	
	 Communicating Grading Expectations	



[Complete Your Audio/Video Resources i.e. Lectures](https://ncm.instructure.com/courses/688/assignments/28754)

[\(https://ncm.instructure.com/courses/688/assignments/28754\)](https://ncm.instructure.com/courses/688/assignments/28754)



[Compose and Send an Email](https://ncm.instructure.com/courses/688/assignments/28755)

[\(https://ncm.instructure.com/courses/688/assignments/28755\)](https://ncm.instructure.com/courses/688/assignments/28755)



[CONFIRM Current Certificate/License is on File with NCM \(Active Preceptors ONLY\)](https://ncm.instructure.com/courses/688/assignments/28784)

[\(https://ncm.instructure.com/courses/688/assignments/28784\)](https://ncm.instructure.com/courses/688/assignments/28784)



[Content Creator's Equity Questions to Consider](https://ncm.instructure.com/courses/688/assignments/28756)

[\(https://ncm.instructure.com/courses/688/assignments/28756\)](https://ncm.instructure.com/courses/688/assignments/28756)



[Create a Quiz or Exam](https://ncm.instructure.com/courses/688/assignments/28759)

[\(https://ncm.instructure.com/courses/688/assignments/28759\)](https://ncm.instructure.com/courses/688/assignments/28759)



[Create your Profile](https://ncm.instructure.com/courses/688/assignments/28757)

[\(https://ncm.instructure.com/courses/688/assignments/28757\)](https://ncm.instructure.com/courses/688/assignments/28757)



[Creating Discussions](https://ncm.instructure.com/courses/688/assignments/28769)

[\(https://ncm.instructure.com/courses/688/assignments/28769\)](https://ncm.instructure.com/courses/688/assignments/28769)



[End of Trimester Evaluations](https://ncm.instructure.com/courses/688/assignments/28760)

[\(https://ncm.instructure.com/courses/688/assignments/28760\)](https://ncm.instructure.com/courses/688/assignments/28760)



[Enrichment Activities](https://ncm.instructure.com/courses/688/assignments/28761)

[\(https://ncm.instructure.com/courses/688/assignments/28761\)](https://ncm.instructure.com/courses/688/assignments/28761)



[Getting Familiar With Your Course & Updating Language](https://ncm.instructure.com/courses/688/assignments/28763)

[\(https://ncm.instructure.com/courses/688/assignments/28763\)](https://ncm.instructure.com/courses/688/assignments/28763)



[Importing Content from this Course into Your Course](https://ncm.instructure.com/courses/688/assignments/28764)

[\(https://ncm.instructure.com/courses/688/assignments/28764\)](https://ncm.instructure.com/courses/688/assignments/28764)



[Introduction Announcement](https://ncm.instructure.com/courses/688/assignments/28765)

[\(https://ncm.instructure.com/courses/688/assignments/28765\)](https://ncm.instructure.com/courses/688/assignments/28765)



Knowledge and Technology

Updates

(<https://ncm.instructure.com/courses/688/assignments/28766>)



Organizing Material in Assignments

(<https://ncm.instructure.com/courses/688/assignments/28776>)



Organizing Material in Modules

(<https://ncm.instructure.com/courses/688/assignments/28775>)



Pre-Program Assessment: Learning Objective Course Assessment

(<https://ncm.instructure.com/courses/688/assignments/28767>)



Reviewing Reading Materials

(<https://ncm.instructure.com/courses/688/assignments/28768>)



Splitting Material into Modules

(<https://ncm.instructure.com/courses/688/assignments/28770>)



The Syllabus

(<https://ncm.instructure.com/courses/688/assignments/28771>)



Understanding Plagiarism

(<https://ncm.instructure.com/courses/688/assignments/28772>)



Utilizing Grammarly

(<https://ncm.instructure.com/courses/688/assignments/28773>)
